



## Aero-Green Parts Washer Degreaser -4160-4150

Aero-Green 4150-4160 Parts Washer Concentrated Degreaser for use in Immersion Degreasers: Ultrasonic Degreaser, Spray Cabinet Washer, Adjulift Parts Washer, Glove Box Washers and Hot & Cold Standard parts washers. Cleans Virtually All Metals Including Steels, Aluminum & Titanium

### SPRAY CABINET WASHERS



Spray Cabinet Washers are designed to clean large parts that are placed directly on a retractable turntable or batches of small parts loaded in baskets. This heavy-duty industrial parts washer combines pressure, heat and aqueous cleaning solution such as Aero-Green 4150-4160 to clean and degrease parts to spec within minutes.



Many machines are designed with added features such as low-maintenance pumps, digital temperature controllers, and cycle timers, low water shut off, automatic fill, proportioners, oils skimmers and fresh water rinses. Each recirculate stage has its dedicated tank, heating system, circulation pump, cycle controls and spray manifolds in the main spray cabinet. Typhoon® HD is an ideal aqueous parts washer for in-process and final cleaning in maintenance, manufacturing and remanufacturing applications.



Spray Cabinet Washers deliver deep-down auto parts cleaning designed for durability and precision under the most demanding conditions. The powerful force of the jets and the Aero-Green 4150-4160 combine to remove grease, oil, carbon and other grime in just minutes.

Spray Cabinet Washer technology, is effectively used in industries ranging from remanufactured railroad drivetrain parts to in-process cleaning for jet engine components

Spray Cabinet Washers are designed to clean, degrease bulk loads of small or large parts in preparation for surface treatment, packaging and distribution. Washers are essential in maintenance, repair and remanufacturing operations as well, from cleaning fasteners, nuts, bolts and screws to engine parts and automotive assemblies.



## Aero-Green Parts Washer Degreaser -4160-4150

### IMMERSION-ADJULIFT DEGREASERS



**Aqueous degreasing** requires a properly designed **system**. The equipment must provide sufficient mechanical agitation, consistent solution quality and be capable of producing the desired level of cleanliness using a basic wash/rinse/dry system designed for degreasing cutting oils and removing chips. The line runs left to right. The system consists of three modular stations - wash, rinse and dry. Each platform oscillates to provide sufficient mechanical agitation and filtration. The wash and rinse stages include Multiport Oscillation to provide platform oscillation in and out of solution for filling and draining blind holes and recessed areas. Finally, the cleaned parts are dried using a hot air knife/blow-off dryer. Each stage includes a digital cycle timer and digital temperature controller can handle a 34" long x 20" wide load with a gross weight of 150 pounds. The wash and rinse. Adjulift are single units that can be combined to provide a wash-rinse-and dry cycle.

The first step in replacing a vapor degreaser is to understand that aqueous degreasing is a **different process**. Vapor degreasing is primarily a **dipping** process using effective but highly toxic solvents. The hot solvent cleans by condensing onto cold parts placed within a vapor zone and flash dries as the parts are withdrawn.

Aqueous degreasing is a **washing** process using Aero-Green 4150-4160 environmentally safe detergents. The parts are washed and then rinsed in hot water. If the parts must be dry to prevent flash rusting or require flash dry after rinsing for the next manufacturing process an additional drying stage is required.



Five Hundred (500) Gallon (1893 liters) heated Adjulift Bath is heated to 150 F -65 C, uses 50 gallons of Aero-Green 4150 to 450 gallons of fresh water. An average of three (3) gallons of Aero-Green is added daily along with 25-30 gallons of water to make up for the cleaning solutions lost due to carry out on the parts and evaporation due to heat. The cleaning bath is changed out weekly to prevent contamination.



## Aero-Green Parts Washer Degreaser -4160-4150

There are three types of Immersion Systems:



**Cavitation (Adjulift) or ultrasonic cleaning** This is a used mainly for precision cleaning. It is most effective used in conjunction with other methods of immersion washing (i.e. part oscillation and solution turbulation) to handle stubborn contaminants. Complete immersion, recessed areas in contact with solution. High frequency sound waves produce an intense microscopic scrubbing action at the surface of the substrate. The energy released (produced by millions of microscopic bubbles imploding in the cleaning solution) heightens chemical activity and strips away contaminants from the surface of the substrate.

### Cleaning Characteristics -

- Complete immersion, recessed areas in contact with solution.
- High frequency sound waves produce an intense microscopic scrubbing action at the surface of the substrate.
- The energy released (produced by millions of microscopic bubbles imploding in the cleaning solution) heightens chemical activity and strips away contaminants from the surface of the substrate.



### Solution turbulation

("spray" under immersion) moves solution over, under, around and through part(s). In this case pump agitation is used to turbulate the solution. The turbulent flow is then directed over the working zone using manifolds with jets . Specific problem areas can be addressed by positioning of the manifold(s). This method produces higher impingement than straight platform oscillation. As such, it is most effectively used together with platform oscillation to produce constantly changing flow patterns. This further accelerates the process by reducing shielding.

### Cleaning Characteristics -

- Complete immersion, recessed areas in contact with solution.
- High velocity agitation of solution around and through the parts.
- Shearing action strips away contaminants from the surfaces



### Platform oscillation

Is the most common method of batch immersion parts washing. It is the simplest way of covering irregular surfaces and reaching intricacies and the inside of hollow forms with a cleaning solution. Oscillation of the work is an easy way of accelerating the cleaning action. With each oscillation the mechanical force of the moving solution keeps washing newly formed emulsions and soaps away from surfaces while applying fresh chemical cleaning agents to the newly exposed layers of dirt, thereby speeding the entire action.

### Cleaning Characteristics -

- Complete immersion, recessed areas in contact with solution.
- Parts moved up and down
- Parts break in and out of solution
- Filling and draining of blind holes.
- Up/down motion swirls solution over surfaces dispersing contaminants.



## Aero-Green Parts Washer Degreaser -4160-4150

### Glove Box Parts Washer



Is a high pressure, glove box style, parts washer. Because it is a manual type operation, it is one of the most versatile washers available.

The operator simply puts the part in the washer through the side door and washes the parts by manipulating the part and the wand with his hands through the gloves. The washer is activated with a foot switch. High pressure spray can be put into ports, cavities or directly sprayed on the part, for high pressure cleaning. With the

ability to put the nozzle directly at the part, the full 3 GPM at 500 PSI force can be pin pointed to a small area on the part.

Aero-Green 4160 and hot water are the cleaning solution used, which provides a safe and environmentally friendly solution. Aero-Green 4160 Industrial Parts Washer Degreaser include rust inhibitor for steel parts and are safe on other materials such as brass, aluminum, stainless steel, copper.

The wash solution passes through a 100 micron felt filter before returning to the reservoir and also passes through a high pressure filter between the pump and the nozzle. Therefore, dirt, chips and other contaminants are removed from the solution during every cycle. The washer has an extensive accessory list such as rinsing, oil skimming and others.

This washer is being used in a variety of applications including tool rooms, maintenance operations, low production and precision cleaning situations.

### Standard Parts Washers



There are many types of Standard Aqueous parts washers designed to use Aero-Green 4150-4160 (aqueous degreasers) to replace the need and use of Stoddard solvent parts washers in maintenance shops, garages, and tools shops. Designed, specifically for aqueous cleaners such as Aero-Green and engineered, and developed to be low maintenance and cost effective, for years of trouble free part cleaning service.

Features include; an adjustable fountain nozzle, 1/2" polyethylene construction, a 20 gallon holding tank with a low water alarm and shut down system, and an adjustable thermostat.

Aero-Green 4150-4160 is used at 25% solutions. A standard parts washer has a 20 gallon capacity, which used 15 gallons of water and 5 gallons of Aero-Green 4150-4160 Industrial Parts Washer Degreaser. The use of heat in aqueous parts washers greatly increases the performance of Aero-Green 4150-4160 Parts Washer Degreaser.



## Aero-Green High Pressure Cleaner-4130 Degreaser

High-pressure cleaning applications range from residue removal, brick and concrete restoration, to removing tenacious mill scale deposits, and rust and sludge from interior shells of boilers, piping, line heaters, heat exchangers, condensers, fin fans, emission tubes, containers and tanks.

Heavy dirt, grime and grease are effortlessly removed from off-road equipment and heavy industrial inventory such as washing heavy equipment, boats, forklifts, buses, and military vehicles.

### Industries Using Aero-Green High Pressure Cleaner-4130

#### Locomotive



American rail companies are leading the charge in environmental initiatives across the transportation industry

Locomotives and railcars must be kept clean for a variety of operational, image, and safety issues. To match the locomotives we are cleaning, Wash Bay Solutions provides **heavy-duty** washing systems that are meant to last for a long time.

**TYPICAL SOLUTIONS:** Depending on the operation, locomotives can be cleaned by both hot water pressure washers and large wash systems Using Aero-Green 4130 High Pressure Cleaner.

Aero-Green 4130 High Pressure Cleaner is also designed to be used in custom locomotive wash arch systems. Designed around the locomotive operations, these systems can include engineered 360° coverage for wetting, soaping and rinsing, stainless steel components, and automatic controls for all safety and operational concerns.

#### Mining or Heavy Trucks



Mining equipment washing applications are challenging for several reasons. The most important issue with this equipment is 24/7 availability. Solids, dust, mud and oils can quickly and completely foul the trucks, conveyors, and equipment. Keeping the equipment clean will avoid costly shut downs of parts of your operation.

Mining and Heavy Dump Trucks



## Aero-Green High Pressure Cleaner-4130 Degreaser

### Mining, Oil & Gas



Mining's remote locations almost guarantee operations without sewer connections. Many times these operations are also adjacent to environmentally sensitive areas. The combination of the equipment washing and rainwater can cause overflow into a nearby waterways or wetlands, creating environmental concerns and violations of permit conditions. These violations can be costly if not remedied quickly.

Mining operations often requires Pre-spraying a liquid concentrate of AERO-GREEN 4130 and hot water pressure for heavy solids removal cleaning for grease and oil removal.

### Oil & Gas Drilling



Equipment washing in oil and gas drilling applications is an essential part of keeping the equipment running 24/7. Crude residues, drilling mud, drill solids, and cement form on the drill floor, platforms, walkways, piping and equipment and cause serious safety as well as operational issues. Drill equipment also must be kept clean; subs collars, mud motors, and BOPs all need to be cleaned quickly and efficiently. Both onshore and offshore drilling

operations are usually located in harsh, remote locations where down time is so expensive that inoperable equipment is out of the question. Aero-Green 4130 High Pressure Cleaner is designed for use in oil-water separators systems so when the closest sewer connection is hundreds or even thousands of miles away, Aero-Green can be filtered to remove the oils from waste water prior to disposal.

### Construction, Heavy Equipment, and Cranes



Most heavy construction contractors have a range of equipment from bulldozers to trucks to cranes. What most construction sites have in common is that they are full of dirt so all working vehicles, whether they are tracked or wheeled, pick up a lot of solids.

Effective cleaning is important since too many solids can foul the equipment and shut down operations in one area. Work stoppage in one area can impact the schedule of another part of the construction project. Heavy equipment

can usually be cleaned using high pressure water to remove the heavy accumulations of dirt, sand and mud followed by Pre-spraying the surface using Aero-Green 4130 with or without foam spray unit and allowing a short dwell time and then rinse using a hot water pressure washer to remove heavy soils grease and oils.



## Aero-Green High Pressure Cleaner-4130 Degreaser

### Forklifts



Forklift dealers and distributors need their forklifts to be clean and operational for their variety of customers. Although forklifts do not usually operate in areas where there are a lot of solids to clean off, they often come back to the distributor coated with grease, dirt and grime.

Quickly remove grease and oil by spraying the equipment with Aero-Green 4130 High Pressure Cleaner and rinsing using a hot pressure washer. Use a Heated Pressure Washer with a flow control feature on the wand so staff can reduce the flow from 5 gpm to 1 gpm to clean delicate parts without harm to surfaces.

Most forklift distributors are located near municipalities where there are both businesses and sewer connections. Aero-Green 4130 High Pressure Cleaner is designed to be Pre-sprayed on the surface, with or without using a foam applicator then allowing a short dwell time and then rinse using a hot water pressure washer to remove heavy soils grease and oils. Aero-Green is compatible for use in oil-water separators systems to recycle the used wash water for use as make up rinse water or for processing through the Local sewer systems where allowed by local statutes.

### Marina and Boat Yards



Washing in a marine environment runs the gamut of cleaning and removing marine growth, loose paint and rust from vessels, to cleaning docks, platforms, and storage tanks. Most marinas and boatyards need their washing and reclaim systems to operate 24/7 with minimal maintenance. In southern climates, they also need the systems to operate with constant exposure to the heat, sun, and humidity. Unless they are inland, most marinas and boatyards have to deal with the effects of salt air.

For hull cleaning, marinas need to provide clean recycled water. Depending on your location and application, marina and boat yard operations will often require Pre-spraying AERO-GREEN 4130- with or without foam on the surface, allowing a short dwell time and then rinse the surface using a hot water pressure to remove heavy soils grease and oils.



Aero-Green 4130 High Pressure Cleaner is designed for use in oil-water separators systems to recycle the used wash water for use as make up rinse water or for processing through the Local sewer systems when allowed by local statutes.



## Aero-Green High Pressure Cleaner-4130 Degreaser

### Industries Using Aero-Green High Pressure Cleaner-4130

Agriculture	Construction	Transportation
Waste Manufacturing	Manufacturing	Tractor - Trailer Washing
Food Processing	Facilities	Heavy Equipment Washing
Engine Steam Cleaning	Marine	House Washing
Aluminum Siding Washing	Fabric-Vinyl Awning Cleaning	Deck Washing



### Foam Cleaning - Cling Time

Foam Cleaning units turn Aero-Green 4130 High Pressure Cleaner to create a thick foam that clings to the surface, allows the foam to remain on a vertical surface, increases dwell time to penetrate and loosen heavy soils and greases and is easily rinsed using a cold or heated High Pressure Washer.

### Foaming Techniques

- Pre-rinse to remove loose soil and residues.
- Foam up, rinse down.
- Work in small sections.
- Allow foam to remain on surface 5 to 10 min.
- Wear protective equipment  
(Goggles, gloves, suit and boots)




Ideal for all Industrial, Automotive, Agriculture, Transportation Industries and Marine Industries





## Aero-Green AC-10 Rust Remover and Metal Prep

### Remove Rust from metal surface and prepare For Coatings



**On steel,** Aero-Green AC10 cleans, removes rust and provides a phosphate conversion coating for improved corrosion resistance and enhanced coating adhesion.

Aero-Green AC-10 Rust Remover and Metal Prep is a multi-purpose phosphoric acid based cleaner and pre-paint conditioner that quickly removes rust from metal surfaces and prepares the surfaces for new protective coatings. Aero-Green AC10 can be used to deep clean metal surfaces prior to paint or to prepare a surface for a subsequent chemical coating



**Newly Blasted metals,** Cleans, and etches just blasted or newly-sanded metal to improve adhesion for painting, priming or powder-coating. Aero-Green Leaves the newly de-rusted metal ready to paint, plate or powder-coat.

**Easy To Use:** Spray, wipe and repeat until clean. Heavy rust can be removed by immersion into either a cold dip tank or heated immersion vats,



Rust must be removed to prepare the surfaces prior to painting or applying new protective coatings or the rust will continue to grow under the coating.

Rust under Paint



**Aero-Green AC-10 Rust**



## Remover and Metal Prep



**On concrete**, Aero-Green AC10 reduces preparation time by eliminating the separate pre-cleaning and rinsing operation before acid etching. Effective on concrete to remove rust stains on steps, patios, sidewalks and garage floors. It's ideal for rust stains, fertilizer stains and battery acid stains on basement or garage floors, walkways, driveways, stone or concrete walls, steps, bridges, paver blocks and more. It can simply be rinsed off with plain water.



Easy to Use: Clean dirt from the surface to be treated. Spread generously on rust stain with a paint brush or scrub brush, Let stand 15 minutes or longer, depending on the severity of the stain, scrub with stiff brush if necessary. Simply wash away with water when complete. Repeat if necessary.



### Gun Bluing Removal:

**Easy To Use:** Spray, wipe and repeat until clean. Can be used Immersion tanks, cold dip tank, or heated immersion vats, rinse and wipe dry.

Always protect guns, rifles, etch with a good oil coating after cleaning.



## Aero-Green AC-10 Rust Remover and Metal Prep



**Chrome and Precision Auto Parts and Tools:** Removes rust from chrome and precision auto parts, and panel parts to heavy rusted industrial and marine equipment, de-rust tanks, vessels, pipes, systems, etc.




**On Passivated Galvanized,** Aero-Green AC10 degrades the passivation coating on galvanized steel and improves coating adhesion.

### Additional Uses for Aero-Green AC10 Rust Remover and Metal Prep



- Valves
- Piping
- Instruments
- Maintenance
- Autos
- Classics
- Chrome
- Vessels
- Tanks
- Machinery
- Tools
- Dies
- Engines
- Cooling Systems
- Auto Parts
- Oilfield Equipment
- Fasteners
- Hardware
- Boats
- Fishing Fleet
- Refrigeration Equipment
- Steam Ships
- Industry
- Home
- Garden
- Workshop





## Aero-Green AC-35 Aluminum Brightener

Tarnish is a thin layer of corrosion that develops over copper, brass, silver, or aluminum surfaces as they undergo oxidation. Aero-Green AC 35 Aluminum Brightener is formulated to clean and brighten aluminum surfaces. To quickly removes tarnish, oxidation, corrosion, soil, salt, gas and road film from the aluminum surfaces on boats and recreational vehicles. AC 35 Aluminum Brightener is also recommended for brass, copper and nonferrous metals.



### Transportation

It doesn't take long for exposed aluminum to lose its original finish and become dull and dingy.

Ac-35 Aluminum Brightener is perfect for removing road film, diesel smoke, watermarks, brake dust, and oxidation from any unprotected aluminum surface. Also works great on aluminum wheels.



Apply using a spray on wipe off with a clean cloth, Soak and Rinse with water and for large surfaces spray on and rinse off using a pressure washer to clean and restore aluminum surface.

Fast acting, AC35 Aluminum Brightener is designed to bring back luster and shine on oxidized aluminum.

### Aluminum Trailer Brightening

Apply Aero-Green AC35 Aluminum Brightener from the bottom up with a long handle brush. Lightly scrub the surface, then rinse from the top down with clean water.



Before cleaning



After cleaning

Use it as part of your regular maintenance schedule to prevent the buildup of surface corrosion and keep aluminum parts looking new



## Aero-Green AC-35 Aluminum Brightener

Aero-Green AC35 cleans and brightens aluminum by removing dirt, grime and oxidation from aluminum surfaces: Ideal for all Industrial, Automotive, Agriculture, Transportation Industries and Marine Industries



### Aluminum Boat:

Remove corrosion and oxidation from aluminum before a thick layer of tarnish covers its true beauty. If you own a boat or RV, you know that aluminum maintenance is an ongoing task.

Use Aero-Green Aluminum Brightener to clean and brighten the aluminum on your boat or recreational vehicle. This quick and easy spray-on formula tackles tarnish in minutes to keep aluminum sparkling



### Aluminium Tanker

Use Aero-Green Aluminum Brightener at a dilution of 1:30 (1 parts cleaner to 30 parts water) to clean high polished aluminum trucks or tankers.

This quick and easy spray-on formula tackles tarnish in minutes to keep aluminum sparkling



### Clean and Brighten Tankers

Use Aero-Green Aluminum Brightener at a dilution of 1:30 (1 parts cleaner to 30 parts water) to clean high polished aluminum trucks or tankers.



## Aero-Green AC-35 Aluminum Brightener

Aero-Green AC35 Aluminum Brightener cleans and brightens aluminum in a multi stage wash, rinse and dry system removing dirt, grime and oxidation and drawing compound from aluminum surfaces

### Industrial Aluminium Extrusion Processes:




Aero-Green AC35 is developed for use in 3- Stage-heated Wash System.

Stage one: is the heated wash where Aero-Green AC35 is used at 5% strength heated to 150 °F.

Stage two: hot water rinse cycle heated to 150 °F.

Stage three: forced air drying cycle.



To remove the various lubrications, oil or graphite and other drawing compounds used during the extrusion process.



Aero-Green AC35 Aluminium Brightener To clean parts using a three stage heated wash system replaces the need for vapour degreaser and their hazardous solvents.



## Aero-Green AC-35 Aluminum Brightener

### Additional Uses for Aero-Green AC35 Aluminum Brightener



#### Trailers N Campers

May be used as received or up to a dilutions of 1:10 with water for non-polished aluminum



#### Wheels

For Polished Aluminum: Use Aero-Green Aluminum Brightener at a dilution of 1:30 (1 parts cleaner to 30 parts water)



#### Bumpers

For Polished Aluminum: Use Aero-Green Aluminum Brightener at a dilution of 1:30 (1 parts cleaner to 30 parts water)

Aero-Green AC35 cleans and brightens aluminum by removing dirt, grime and oxidation from aluminum surfaces: Ideal for all Industrial, Automotive, Agriculture, Transportation Industries and Marine Industries.



## Aero-Green 4175 Ink N Coating Remover

Extremely effective at removing India ink, water based inks and solvent based inks to clean the drum rollers and blanket in-between color changes. Aero-Green 4175 replace high VOC solvents that are typically used in removing inks.



AERO-GREEN 4175 INK AND COATING REMOVER has a unique 100% readily biodegradable, non-toxic, and water soluble formula that makes it a better alternative than current VOC solvents for removing various inks, adhesives, paints, coatings and varnishes on cleaning equipment, machines and floors.

By using Aero-Green 4175 as a drop-in replacement for toxic cleaners such as acetate/alcohol, mineral spirits, MEK, MIBK, isopropyl acetate, n-Propyl and other VOC solvents, you're not only reaping the benefits of using a superior ink and coating remover, you're protecting the environment and your workers.



Aero-Green 4175 Ink and Coating Remover not only works as effectively as current VOC Solvents, it also saves you time and money by reducing both the direct and indirect steps and costs associated with solvent application.



Drum Rollers and blankets are Cleaned Using Aero-Green 4175 Ink & Coating in a Wipe-On Wipe-Off Cleaning Process. The various components on the printing press are cleaned in a part washer that contains 25% solution of Aero-Green 4175 Ink and Coating Remover diluted with water.





## Aero-Green 4175 Ink N Coating Remover

**Aero-Green 4175 quickly and effectively dissolves, chalk, marker and most spray paints that are typically used for Graffiti**



To remove Graffiti from concrete, brick, granite, stucco, and Aluminum surface using Aero-Green 4175 designed to remove all types of graffiti without damage, to the substrate or the environment and without the use of solvents or other hazardous chemical.



For Use on Bare Brick, Stone, Masonry, Concrete, Marble, Slate granite, Stucco, Tile, Aluminum, Steel and other Metal surfaces.



### Easy To Use:

- Apply by spraying with a Heavy duty Sprayer, paint brush, or long handled broom, Work Aero-Green 4175 Ink & Coating Remover into the surface with brush or broom and allow to sit 5-10 minutes then rinse using a high pressure washer.





## Aero-Green 4175 Ink N Coating Remover



### Removes Graffiti From:

- Buildings
- Stores
- Shopping Centers
- Schools
- Recreation Centers
- Government Building
- Office Building
- Vehicles
- Trucks,
- Trains,
- Sidewalks,
- Tunnels
- Bridges
- Benches
- Electrical Boxes
- Parking Lots
- Light Poles
- Fences



## Aero-Green 4140 Industrial Concrete Floor Cleaner

Manual Floor Cleaning: As Used In General Electric Plants  
Using Aero-Green 4140



1. Never use a dirty broom or mop.

Cleanliness and hygiene must also apply to brooms and mops. Dirty brooms and mops can contain bacteria that can contaminate the surrounding area. So the first thing you have to do with brooms and mops is to clean it with detergent or disinfectants.

2. Do not hesitate to change your mops, especially if it is too worn down to be used effectively.

3. Only use clean water to rinse your mop. Soiled water can contain bacteria that can infect people. Use only clean tap water when cleaning your mop. Do not re-use the water that you get into the mop.

4. Use Aero-Green 4140 Industrial Floor Cleaner which is designed to quickly and effectively remove dirt, hydraulic oils, grease, shop soils, tire marks and a broad range of petroleum oils from all types of commercial flooring. .



5. If the floor appears to be very dirty, scrub and rinse the floor instead of mopping it.

6. If necessary, use a broom to remove the dust before mopping.

Remember that dust plus water equals mud. This is why it is logical to broom dust first and foremost before mopping. A light misting of Aero-Green sprayed on the surface prior to sweeping will help keep dust from becoming airborne.

7. Make sure that the floor can dry quickly and undisturbed after cleaning.

Customer Using Aero-Green Industrial Floor Cleaner:

GE Locomotive Kansas City MO, GE Locomotive Las Vegas , GE Transportation Erie Pa,  
DuPont May Plant Camden SC, Costco Wholesale , Giant Food Groceries, Malls,



## Aero-Green 4120 Industrial Floor Cleaner

Automatic floor scrubbers, are a type of floor cleaning machine that have a scrubbing head and an automated system for dispensing cleaning solution and then vacuuming it up. So, in one pass over your floor, you can dispense cleaning or stripping solution, scrub it into the floor, and vacuum it all up with a floor scrubber squeegee attachment at the back of the machine. Auto scrubbers have a separate dispensing tank and a collection tank to keep your clean water from your dirty water.



**1.** Prep the Auto Scrubber - Make sure the batteries are fully charged, all hoses are connected and the squeegees are attached and in good condition. Measure out the correct amount of Aero-Green to equal a 5 -10% mixture. Fill the solution tank with clean water then add Aero-Green 4140 Industrial Floor Cleaner to the tank to minimize foaming.

You'll want to choose the correct pad or brush for your job and mount those to the underside of the deck. Pads are better for smooth surfaces, and brushes are better for uneven floors with grout lines and industrial shop floors.



**2.** Prep the Scrubbing Area - Set up your caution, rest rooms closed, or wet floor signs to alert employees and other individuals of the floor scrubbing that is about to take place. Take any obstacles, including tables and furniture that may hinder your scrubbing path and move them off to the side. Follow the dust mop procedure identified in the manual floor cleaning directions to remove all debris, dirt, and large objects (i.e. pallet chips). If any debris is left on the floor it could possibly become obstructed in the auto scrubber head or squeegee assembly. These pieces risk damage to the machine, or may create streaking from the follow behind squeegee, leaving solution left on the floor.

**3.)Scrubbing Your Floor** - As you start to scrub, your first pass will be up tight against the wall or on the outer boundary of your scrubbing area. As you reach the end of your first pass and turn to come back, you'll want to make a wide sweeping turn. This will allow the squeegee assembly to recover all of the solution the auto scrubber put down. You will not want to go to the other boundary; instead you'll cut the room in half and go down the middle of the floor. As you continue to scrub, the 2nd pass you make will be just inside the previous pass.



## Aero-Green 4140 Industrial Concrete Floor Cleaner



Continue outside the comeback pass that cut the room in half. This will keep you continuously scrubbing and there will be no wasted movement in having to go back over different areas to pick up the solution the squeegee missed.

For heavily soiled floors, you may want to do a double scrub. To accomplish this, you'll leave the squeegee in the up position and not even turn on the vacuum motor. You do at least one pass over the entire floor with just scrubbing. You can then come back with the squeegee down and the vacuum motors on, recovering the solution while you scrub again for the 2nd time.

There may be some areas that cannot be scrubbed during these procedures, so you can touch those areas up with a mop and bucket..

**4. Clean Up** - Make sure the floor is completely dry in all areas before removing all the wet floor/caution signs and returning all moved objects back to their original positions.

Take the auto scrubber over to a slop sink, toilet, floor drain, or bucket. Most models will have a dump hose that simply unhooks from the machine and dumps the solution out. Rinse out recovery tank and hoses, as well as squeegees and hoses.

Dump out any remaining clean solution. If soap and water sits in the solution tank for any amount of time, it can start to congeal and clog solution lines. Rinse out solution tank as thoroughly as possible. Leave the covers off of both tanks to let them air out and deodorize.

### Customer Using Aero-Green Industrial Floor Cleaner:

GE Locomotive Kansas City MO, GE Locomotive Las Vegas , GE Transportation Erie Pa, DuPont May Plant Camden SC, Costco Wholesale Groce , Giant Food Groceries, Malls, Food Processing Plant Meat Packaging Plants

- Automotive and Marine Show Rooms. Manufacturing and Service Centers Floors
- Aviation, Airport hangars and high traffic transport areas
- Schools , Universities and Government Institutes
- Food and Beverage Industries
- Hospital, Health Care, Day Care and Animal Clinics.
- Hotels, resorts, convention centers and theme parks
- Manufacturing
- Mining
- Municipalities
- Newspaper and Printing Industries
- Retail Industries, Malls and Shopping Centers
- Warehousing, Distribution Centers
- Retail Industries, Malls and Shopping Centers