


AEROGREEN 4200 HARDWOOD FLOOR MAINTENANCE OIL


Keep the natural beauty of your oiled wood floors while maintaining and protecting your floors with a unique blend of natural oils that penetrate into the wood, highlighting the natural grain while providing lasting protection.



- Enhances the natural beauty of your oiled wood floors by penetrating deep into the wood and bonding at the molecular level, making the wood stronger but retaining its texture and color unobstructed. Over time, it will produce a natural sheen from wear and polishing as the wood ages.



- Can be used on all types of oiled wood floors
- Leaves a natural glow to your wood floors. Shine can be enhanced by buffing the floor with a soft pad or buffing machine once the floor is completely dry.
- Provides your floors with additional hard wearing protection in the upper pore layer while at the same time providing a natural finish that highlights the grain and color.



- Contains no solvents or hazardous chemicals.
- Light pleasant odor
- Can be applied by hand with a clean cloth, clean mop, lambs wool pad or paint roller.
- Applicator tools, cleaning cloths, mops and pads can be cleaned out with soap and water.

Protect your investment and keep it showroom ready with



Clean The Floor: Using AEROGREEN 4220 Wood Floor Cleaner to clean the floor and remove any dirt on the surface. Allow to dry 8-12 hours before applying the maintenance oils to the surface. The floor must be completely dry.

Coverage: 400-450 sq. ft. Per quart/ (37-41 m² per liter.)

Application: Apply AEROGREEN 4200 Maintenance Oil a small area at a time, Pour 4-ounces of the maintenance oil for a 50 sq. ft. Surface and polished into the wood with a clean cloth, mop, a lamb's wool pad, or paint roller. For large areas use a polish machine.




Cloth



Mop



Pad/Lamb's Wool



Paint Roller



Buffing Machine

Continue to carefully polish the maintenance oil into the wood until the wood surface appears saturated and uniform. Lightly buff the surface dry with a clean pad, there should not be any excess oil left on the surface. Continue to the next section and repeat the process until the entire floor is completed.

Drying: The floor will be dry to the touch in 1-2- hours, but, will be fully dried in 24 hours for foot traffic. Do not expose the floor to water during the drying process. Once the floor is completely dry, additional buffing can be performed to enhance shine.

Cleaning Tools: Clean Tools, pads and cloths with soap and water

ADDITIONAL BENEFITS INCLUDE:

- Non-Flammable /Non-Combustible
- VOC/s <1%
- Non-Hazardous
- Contains no Solvents
- Can Ship by Air
- Density lbs. /Gal 8.2

MAINTAINING: Use AEROGREEN 4220 Wood Floor Cleaner daily to remove dirt and grime. Giving your floors a good dusting with a microfiber mop or cloth will be your best daily defense against scratches and surface damage. Use AEROGREEN 4210 Revitalizer once a month and AEROGREEN 4200 Maintenance, Oils every three months to keep the natural beauty of your floors.

SAFETY/CAUTION:

Avoid getting into eyes. Goggles are recommended to protect eyes if splashing is expected. If contact occurs, flush with running water. If irritation persists, get medical attention. May cause skin irritation. Wash thoroughly after handling.

SW PART NUMBER: AEROGREEN 4200 MAINTENANCE OIL

32 Ounce	- 101763118	PN#000420014
1 Gallon	- 101763191	PN#000420016
5 Gallon	- 101763209	PN#000420020

