

RF-Series

CENTRIFUGAL DISC FINISHERS

Disc Features:

Flexibility - RF Series disc finishers can perform a wide variety of finishing applications from coarse grinding to delicate polishing. RF Disc Finishers can perform operations such as deburring, descaling, polishing, cleaning and removing flash.

Efficiency- RF Series Centrifugal Disc machines can finish parts up to five to ten times faster than vibratory machines. While still slower than barrel tumblers, disc machines offer similar energy.

Variable Frequency Control- With the ability to control the speed of the tumble, the operator can polish and achieve finer finishing at low speeds. Higher speeds allow for aggressive deburring and edge radiusing.

Adjustable Gap- A critical operation point on disc machines is the gap between the moving base and the stationary tub wall. MFI RF-Series machines feature gap adjustment bolts to ensure media and parts are not entering the gap.


Models for all Budgets- Standard disc finishers are less expensive than centrifugal barrel tumbling machines. This makes them an appealing option for startups and lower cost applications.



RF-100

RF-50

RF-20




RF-300A *Fully Automated System*

The fully automated versions of the RF-Series feature a loading and unloading system along with a built in media separator for continuous operation. The unit is controlled entirely through a touchscreen PLC interface.


How it Works

RF-Series Disc Finishers utilize a stationary barrel wall with a spinning disc at the base. The spinning disc causes the media and parts to move upward and rub against the stationary polyurethane wall of the barrel. This continuous rolling and flowing motion creates the finishing action.

Parts and media contact each other in random or isotropic directions. The resulting finish is consistent across the entire surface of the part. MFI provides complete sample processing, and stocks all required media and supplies.



Disc Features



Available Models and Specifications

	RF-20	RF-50	RF-100	RF-100A	RF-200	RF-200A	RF-300A	RF-400A
Capacity	.7 Cu. Ft.	1.5 Cu. Ft.	3.0 Cu. Ft.	3.0 Cu. Ft.	6.0 Cu. Ft.	6.0 Cu. Ft.	9.9 Cu. Ft.	12.1 Cu. Ft
Working Capacity	.7 Cu. Ft.	1.5 Cu. Ft.	2.1Cu. Ft.	2.1 Cu. Ft.	3.6 Cu. Ft.	3.6 Cu. Ft.	4.5 Cu. Ft.	7.5 Cu. Ft
Overall L x W x H	33"x33"x49"	50"x37"x 44"	60"x40"x52"	60"x40"x52"	93"x77"x56"	93"x77"x56"	121"x84"x55"	136" x 90" x 61"
Tub Size	11"x11.5"	20"x15"	24" x 15"	24" x 15"	34" x 20"	34" x 20"	36" x 21"	42" x 25"
Motor	1hp	2 hp	5 hp	5 hp	7.5 hp	7.5 hp	7.5 hp	15 hp
Weight	575 lbs.	850 lbs.	1,215 lbs.	5,955 lbs.	1,425 lbs.	5,955 lbs.	6,615 lbs.	8,380 lbs.
Voltage	230 or 460	230 or 460	230 or 460	230 or 460	230 or 460	230 or 460	230 or 460	230 or 460